

2026 City of Prairie du Chien Budget

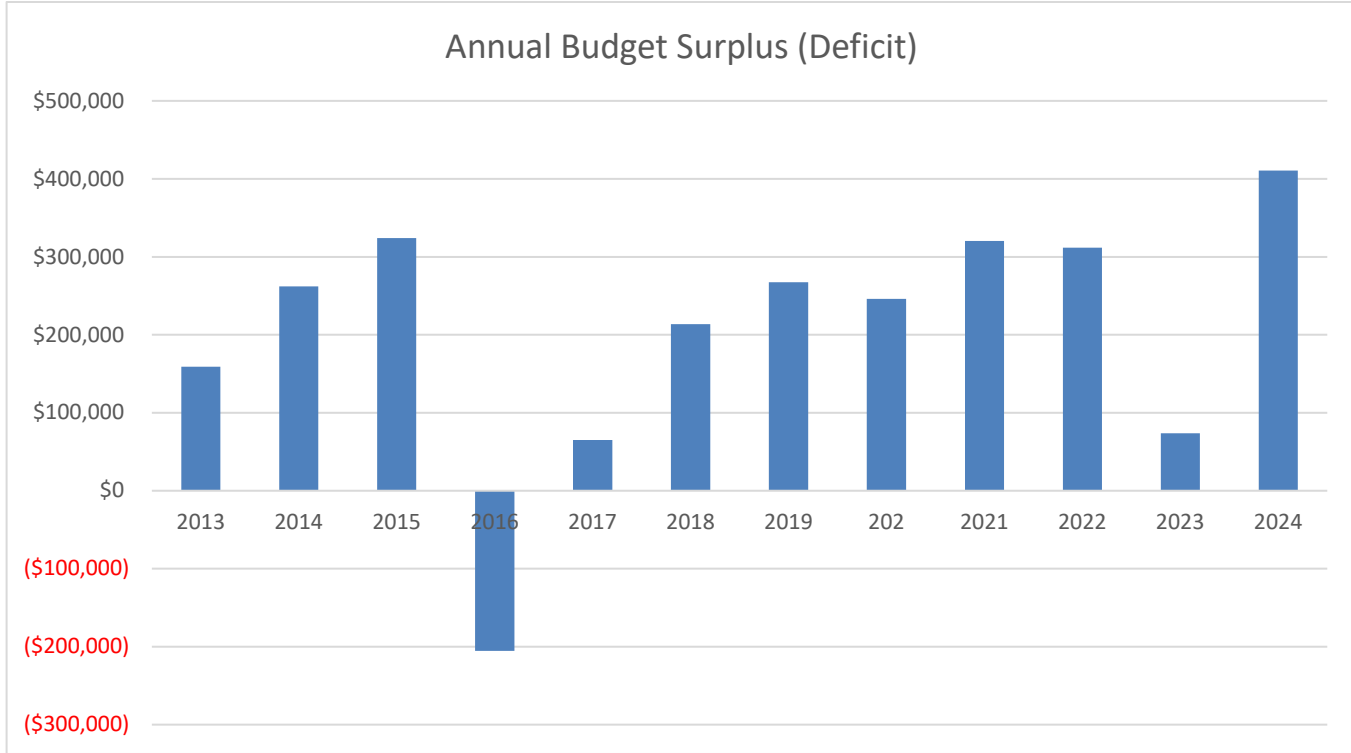


Budget Overview

Revenues					
<i>Account</i>	<i>Actual 2023</i>	<i>Actual 2024</i>	<i>Budget 2025</i>	<i>Budget 2026</i>	<i>Change</i>
Taxes (41)	\$3,662,087.35	\$3,812,958.20	\$3,794,105.15	\$3,738,220.89	(\$55,884.26)
Special Assessments (42)	\$0.00	\$0.00	\$0.00	\$0.00	\$0.00
Intergovernmental Revenue (43)	\$1,904,027.03	\$2,247,001.02	\$2,381,801.36	\$2,439,488.47	\$57,687.11
Licenses & Permits (44)	\$31,223.97	\$33,202.29	\$30,874.32	\$32,294.79	\$1,420.47
Fines & Forfeitures (45)	\$72,920.10	\$51,523.45	\$61,831.76	\$60,419.06	(\$1,412.70)
Public Charges for Services (46)	\$579,873.42	\$571,875.59	\$580,314.77	\$600,274.22	\$19,959.45
Interdepartmental Revenue (47)	\$19,000.00	\$19,000.00	\$19,000.00	\$19,000.00	\$0.00
Miscellaneous Revenue (48)	\$185,587.45	\$361,135.95	\$153,793.09	\$132,052.07	(\$21,741.02)
Other Fund Sources (49)	\$17,109.25	\$98,178.24	\$0.00	\$152,314.11	\$152,314.11
Total Revenues	\$6,471,828.57	\$7,194,874.74	\$7,021,720.45	\$7,174,063.61	\$152,343.16
Change	\$777,117.75	\$723,046.17	(\$173,154.29)		
Expenditures					
General Government (51)	\$901,907.42	\$945,393.22	\$1,017,822.00	\$1,024,252.16	\$6,430.16
Public Safety (52)	\$1,978,026.66	\$2,254,068.12	\$2,274,453.20	\$2,390,281.83	\$115,828.63
Public Works (53)	\$1,093,403.64	\$1,133,966.12	\$1,227,303.17	\$1,244,762.90	\$17,459.73
Health & Human Services (54)	\$2,739.95	\$3,245.95	\$4,298.62	\$3,939.42	(\$359.20)
Culture, Recreation & Education (55)	\$850,598.38	\$893,640.21	\$969,047.35	\$1,022,356.08	\$53,308.73
Conservation & Development (56)	\$106,928.29	\$121,260.24	\$134,616.17	\$108,266.44	(\$26,349.73)
Capital Outlay (57)	\$143.03	\$54,743.00	\$60,000.00	\$50,083.00	(\$9,917.00)
Debt Service (58)	\$162.46	\$0.00	\$1,176,498.98	\$1,165,084.28	(\$11,414.70)
Transfer to Other Funds (59)	\$1,464,245.78	\$1,378,092.96	\$157,680.96	\$165,037.50	\$7,356.54
Total Expenditures	\$6,398,155.61	\$6,784,409.82	\$7,021,720.45	\$7,174,063.61	\$152,343.16
Change from Prior Year	\$519,812.66	\$386,254.21	\$237,310.63		
Net	\$73,672.96	\$410,464.92	\$0.00	\$0.00	\$0.00

Budget Surplus

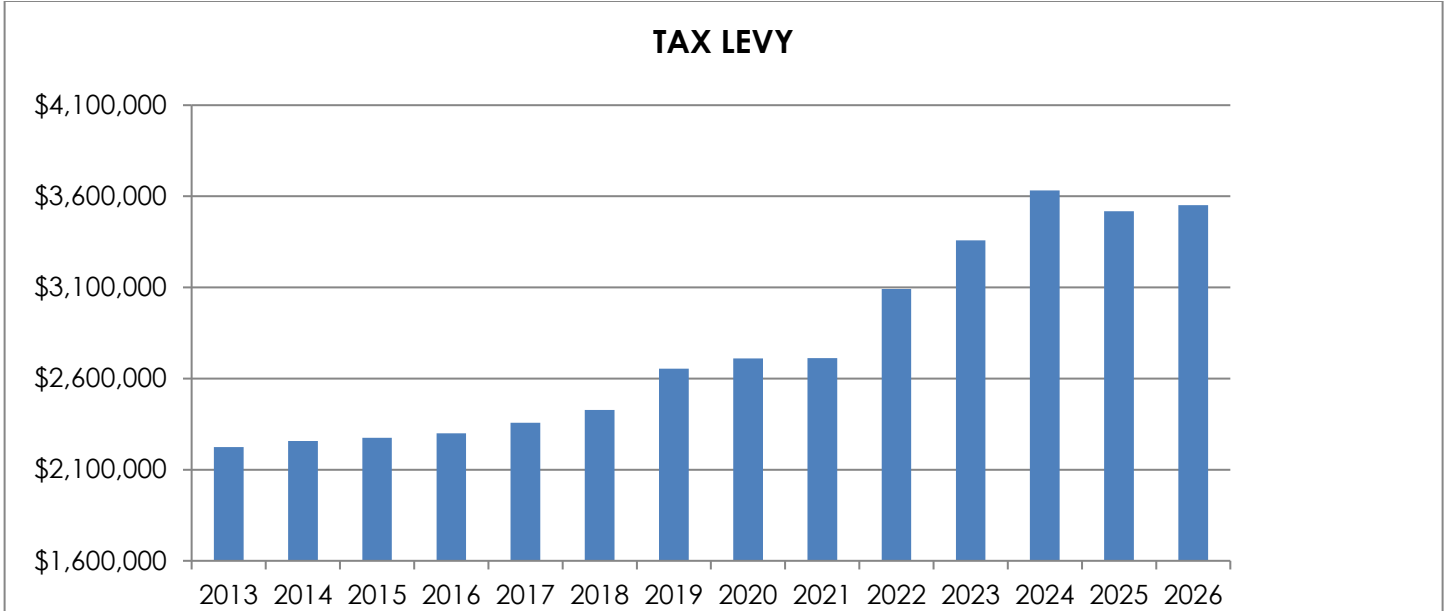
Prior year surpluses have been reinvested into the City’s fund account to provide insurance against future unexpected challenges, as well as allocations to funds for compensated absences, stormwater improvements, vehicle and equipment replacement, and debt reserve.



Year	Budget		Actual		Surplus (Deficit)
	Revenues	Expenses	Revenues	Expenses	
2013	\$5,464,973	\$5,464,973	\$5,632,822	\$5,473,927	\$158,895
2014	\$5,637,517	\$5,637,517	\$5,805,740	\$5,543,626	\$262,114
2015	\$5,814,395	\$5,814,395	\$5,927,305	\$5,603,452	\$323,853
2016	\$5,361,889	\$5,361,889	\$5,575,143	\$5,780,579	(\$205,436)
2017	\$5,446,718	\$5,446,718	\$6,051,463	\$5,986,201	\$65,262
2018	\$5,560,935	\$5,560,935	\$5,616,317	\$5,402,758	\$213,559
2019	\$5,782,226	\$5,782,226	\$5,996,379	\$5,728,775	\$267,604
2020	\$5,696,598	\$5,696,598	\$5,694,711	\$5,448,789	\$245,922
2021	\$5,674,428	\$5,674,428	\$5,839,371	\$5,518,881	\$320,490
2022	\$6,049,458	\$6,049,458	\$6,190,038	\$5,878,343	\$311,695
2023	\$6,303,743	\$6,303,743	\$6,471,829	\$6,398,156	\$73,673
2024	\$6,910,972	\$6,910,972	\$7,194,875	\$6,784,410	\$410,465
2025	\$7,021,720	\$7,021,720	Not Applicable	Not Applicable	Not Applicable

The primary revenue generator (50%) is the Property Tax Levy.

Tax Levy



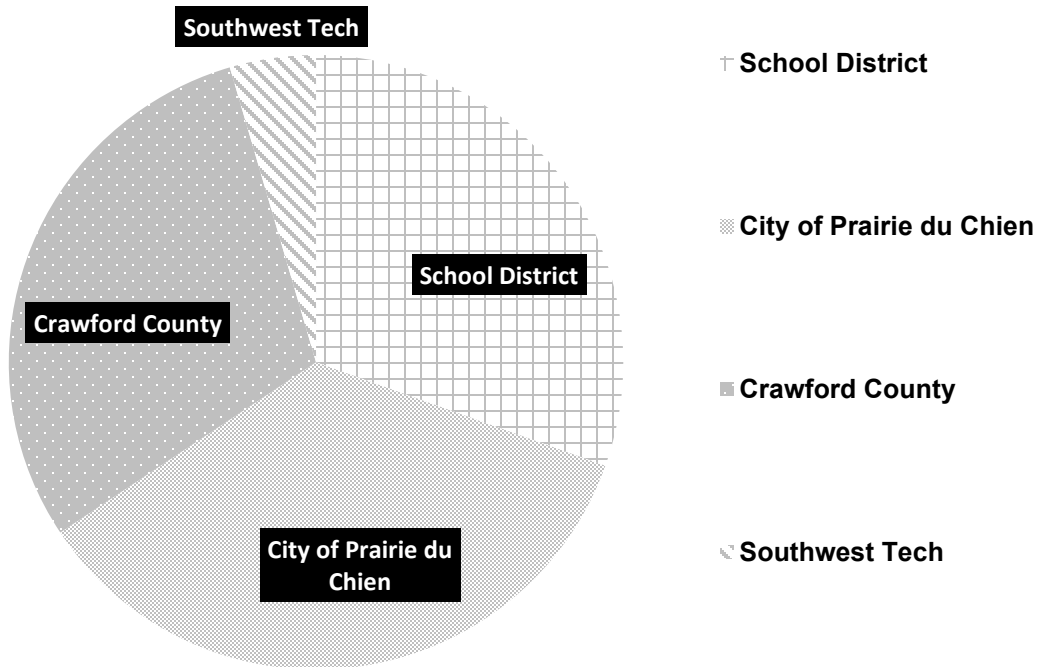
Tax Levy Change			
Year	Tax Levy	Change	Percent Change
2013	\$2,224,421	\$21,814	1.00%
2014	\$2,257,791	\$33,370	1.50%
2015	\$2,274,723	\$16,932	0.75%
2016	\$2,300,299	\$25,576	1.12%
2017	\$2,357,811	\$57,512	2.50%
2018	\$2,427,367	\$69,556	2.95%
2019	\$2,653,610	\$226,243	9.32%
2020	\$2,710,583	\$56,973	2.15%
2021	\$2,711,600	\$1,017	0.04%
2022	\$3,091,119	\$379,519	14.00%
2023	\$3,358,568	\$267,449	8.65%
2024	\$3,631,627	\$273,059	8.13%
2025	\$3,518,754	(\$112,873)	-3.11%
2026	\$3,551,874	\$33,120	0.94%

Mill Rate Breakdown

Taxing Entity	2025	2024	2023	2022	2021
Crawford County	\$5.830924	\$6.007601	\$6.995246	\$7.017793	\$7.230259
City of Prairie du Chien	\$6.880457	\$6.882961	\$9.600807	\$8.889332	\$8.424123
Southwest Technical College	\$0.885051	\$0.853544	\$1.270261	\$1.229714	\$1.272588
Prairie du Chien School District	\$5.957909	\$5.981835	\$8.384840	\$12.811656	\$12.036036
<i>Subtotal</i>	<i>\$19.554341</i>	<i>\$19.725941</i>	<i>\$26.251154</i>	<i>\$29.948495</i>	<i>\$28.963006</i>
School Tax Credit	(\$1.544454)	(\$1.818827)	(\$2.456068)	(\$1.783889)	(\$1.661227)
Tax Rate per \$1,000	\$18.009887	\$17.907114	\$23.795086	\$28.164606	\$27.301779
Garbage	\$170.00	\$170.00	\$170.00	\$170.00	\$170.00
Lottery Credit	(\$144.02)	(\$174.09)	(\$204.81)	(\$297.43)	(\$283.56)
First Dollar Credit	(\$48.01)	(\$54.07)	(\$55.20)	(\$90.61)	(\$79.95)

Note: Mill rate is per \$1,000 of assessed value. Rounding may result in some minor differences between amounts.

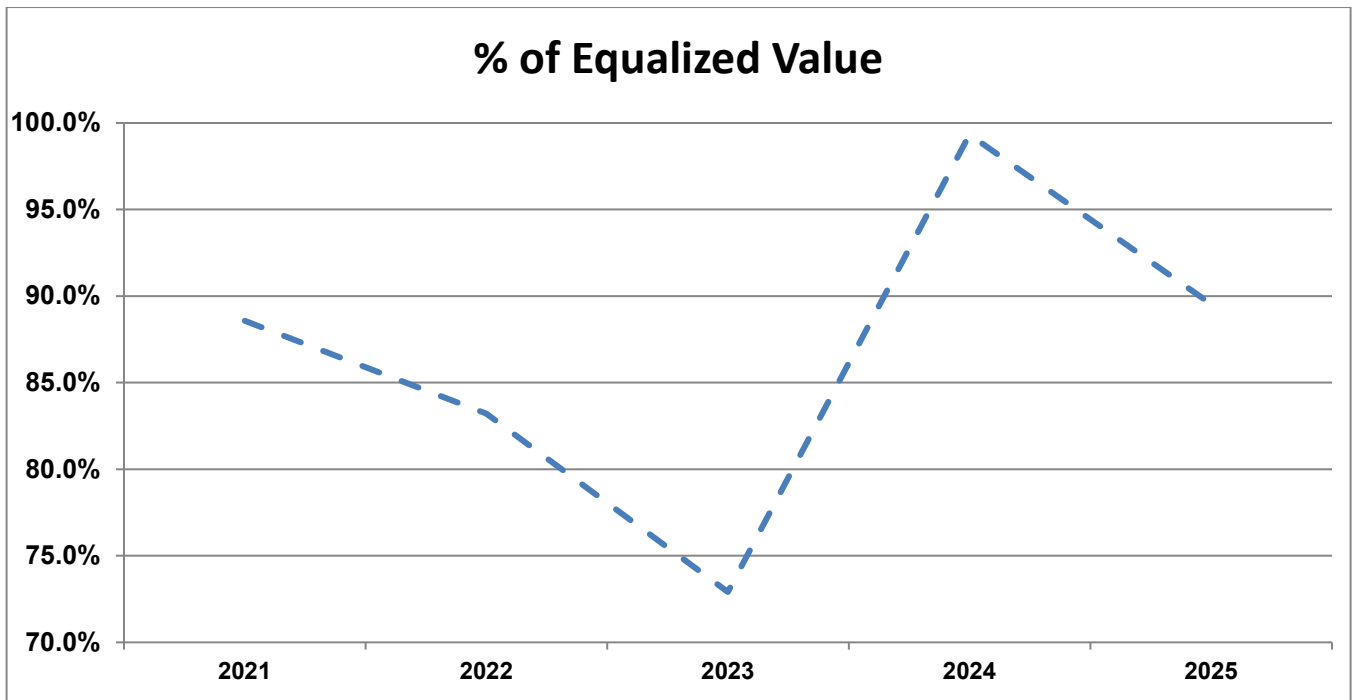
Where Do Property Taxes Go?



Equalized (Fair Market) vs. Assessed Values

State law requires that the assessed value of each of the major classes of property within a taxation district must be within 10% of the full value of that same class at least once during any given four-year period. DOR annually calculates the level of assessment by class and provides that information to each municipality. After four consecutive years of at least one major class (over 10% of the municipal value) with a level over 110% or under 90%, a letter is sent to the local clerk of the municipality. This begins the revaluation process. The last revaluation was completed with the 2024 assessment roll.

	2025	2024	2023	2022	2021
Equalized (Fair Market) Value	\$587,227,400.00	\$525,903,300.00	\$527,774,400.00	\$455,032,200.00	\$425,727,900.00
Assessed Value	\$525,738,600.00	\$522,371,750.00	\$384,819,350.00	\$378,627,967.00	\$377,056,117.00
% of Equalized (Fair Market) Value	89.53%	99.33%	72.91%	83.21%	88.57%



Property Tax Bill over the Years

Taxing Entity	2025	2024	2023	2022	2021
Property 1					
Assessed Value	\$161,000.00	\$161,000.00	\$110,500.00	\$110,500.00	\$110,500.00
Crawford County	\$938.78	\$967.22	\$772.97	\$775.47	\$798.94
City of Prairie du Chien	\$1,107.75	\$1,108.16	\$1,060.89	\$982.27	\$930.87
Southwest Technical College	\$142.49	\$137.42	\$140.36	\$135.88	\$140.62
Prairie du Chien School District	\$710.57	\$670.24	\$655.12	\$1,218.57	\$1,146.41
Total Property Tax	\$2,899.59	\$2,883.05	\$2,629.34	\$3,112.19	\$3,016.84
Garbage	\$170.00	\$170.00	\$170.00	\$170.00	\$170.00
Lottery Credit	(\$144.02)	(\$174.09)	(\$204.81)	(\$297.43)	(\$283.56)
First Dollar Credit	(\$48.01)	(\$54.07)	(\$55.02)	(\$90.61)	(\$79.95)
Property Tax Due	\$2,877.56	\$2,824.89	\$2,539.51	\$2,894.15	\$2,823.33
Increase (Decrease)	\$52.67	\$285.38	(\$354.64)	\$70.82	\$2,823.33
Property 2					
Assessed Value	\$105,000.00	\$105,000.00	\$79,300.00	\$79,300.00	\$79,300.00
Crawford County	\$612.25	\$630.80	\$554.72	\$556.51	\$573.36
City of Prairie du Chien	\$722.45	\$722.71	\$761.34	\$704.92	\$668.03
Southwest Technical College	\$92.93	\$89.62	\$100.73	\$97.52	\$100.92
Prairie du Chien School District	\$463.41	\$437.12	\$470.15	\$874.50	\$822.72
Total Property Tax	\$1,891.04	\$1,880.25	\$1,886.94	\$2,233.45	\$2,165.03
Garbage	\$170.00	\$170.00	\$170.00	\$170.00	\$170.00
Lottery Credit	(\$144.02)	(\$174.09)	(\$204.81)	(\$297.43)	(\$283.56)
First Dollar Credit	(\$48.01)	(\$54.07)	(\$55.02)	(\$90.61)	(\$79.95)
Property Tax Due	\$1,869.01	\$1,822.09	\$1,797.11	\$2,015.41	\$1,971.52
Increase (Decrease)	\$46.92	\$24.98	(\$218.30)	\$43.89	\$1,971.52

Taxing Entity	2025	2024	2023	2022	2021
Property 3					
Assessed Value	\$285,700.00	\$285,700.00	\$180,800.00	\$180,800.00	\$180,800.00
Crawford County	\$1,665.90	\$1,716.37	\$1,264.74	\$1,268.82	\$1,307.23
City of Prairie du Chien	\$1,965.75	\$1,966.46	\$1,735.83	\$1,607.19	\$1,523.08
Southwest Technical College	\$252.86	\$243.86	\$229.66	\$222.33	\$230.08
Prairie du Chien School District	\$1,260.92	\$1,189.37	\$1,071.92	\$1,993.82	\$1,875.77
Total Property Tax	\$5,145.43	\$5,116.06	\$4,302.15	\$5,092.16	\$4,936.16
Garbage	\$170.00	\$170.00	\$170.00	\$170.00	\$170.00
Lottery Credit	(\$144.02)	(\$174.09)	(\$204.81)	(\$297.43)	(\$283.56)
First Dollar Credit	(\$48.01)	(\$54.07)	(\$55.02)	(\$90.61)	(\$79.95)
Property Tax Due	\$5,123.40	\$5,057.90	\$4,212.32	\$4,874.12	\$4,742.65
Increase (Decrease)	\$65.50	\$845.58	(\$661.80)	\$131.47	\$4,742.65
Property 4					
Assessed Value	\$448,400.00	\$468,400.00	\$301,600.00	\$301,600.00	\$301,600.00
Crawford County	\$2,614.59	\$2,813.96	\$2,109.77	\$2,116.57	\$2,180.65
City of Prairie du Chien	\$3,085.20	\$3,223.98	\$2,895.60	\$2,681.02	\$2,540.72
Southwest Technical College	\$396.86	\$399.80	\$383.11	\$370.88	\$383.81
Prairie du Chien School District	\$1,978.99	\$1,949.95	\$1,788.12	\$3,325.98	\$3,129.04
Total Property Tax	\$8,075.64	\$8,387.69	\$7,176.60	\$8,494.45	\$8,234.22
Garbage	\$170.00	\$170.00	\$170.00	\$170.00	\$170.00
Lottery Credit	(\$144.02)	(\$174.09)	(\$204.81)	(\$297.43)	(\$283.56)
First Dollar Credit	(\$48.01)	(\$54.07)	(\$55.02)	(\$90.61)	(\$79.95)
Property Tax Due	\$8,053.61	\$8,329.53	\$7,086.77	\$8,276.41	\$8,040.71
Increase (Decrease)	(\$275.92)	\$1,242.76	(\$1,189.64)	\$235.70	\$8,040.71